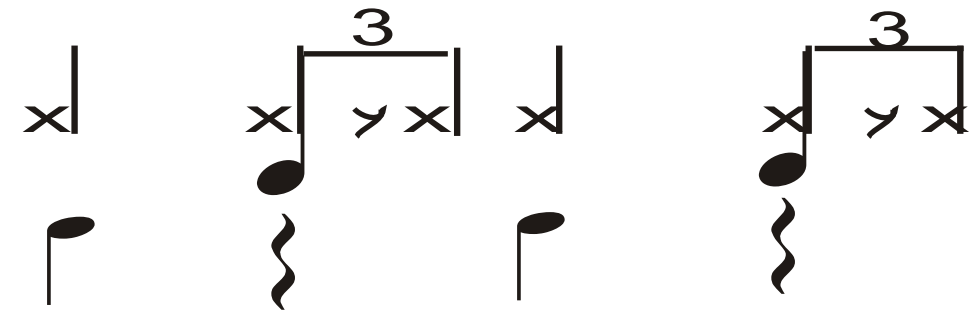


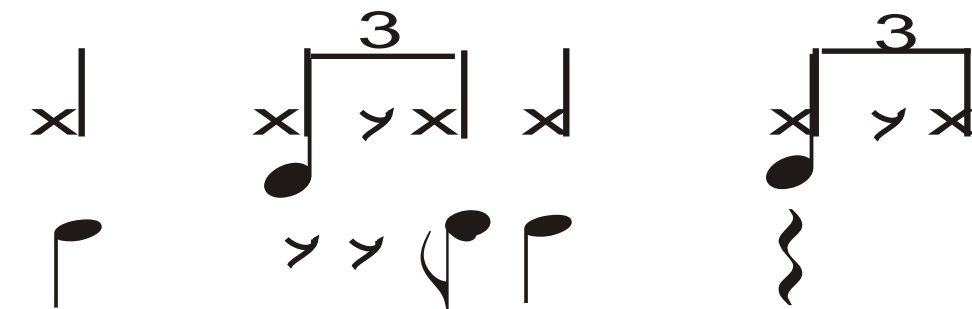
Swingin' B.D. 1

(hi hat on 2&4)

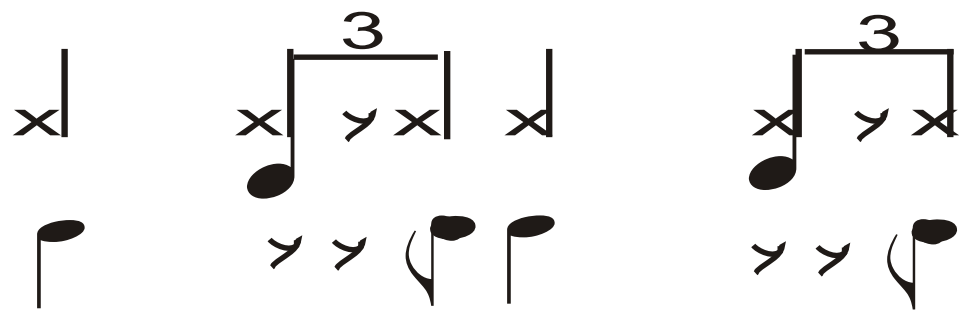
1)



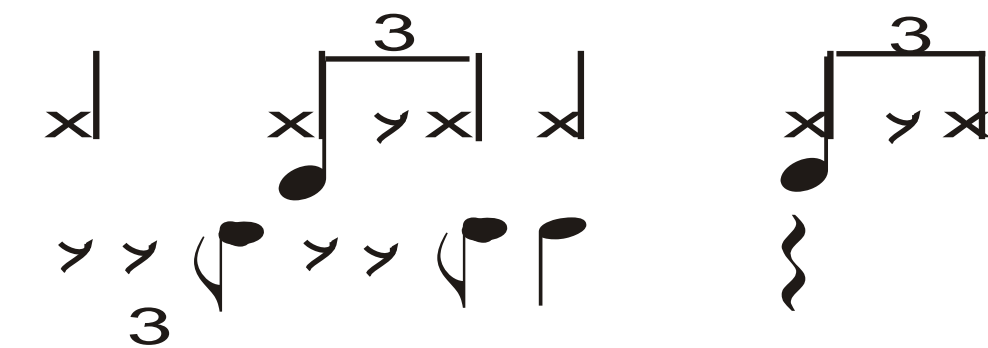
2)



3)



4)



Swingin' B.D. 2

(hi hat on 2&4)

1)

Musical notation for exercise 1. The top staff shows a sequence of four measures: a single 'x', a triplet of 'x y x', a single 'x', and another single 'x'. The bottom staff shows a sequence of four measures: a triplet of eighth notes, two eighth notes, a quarter note, and a half note. A wavy line is under the first measure of the bottom staff.

2)

Musical notation for exercise 2. The top staff shows a sequence of four measures: a single 'x', a triplet of 'x y x', a single 'x', and another single 'x'. The bottom staff shows a sequence of four measures: a triplet of eighth notes, two eighth notes, a quarter note, and a half note. A wavy line is under the first measure of the bottom staff.

3)

Musical notation for exercise 3. The top staff shows a sequence of four measures: a single 'x', a triplet of 'x y x', a single 'x', and another single 'x'. The bottom staff shows a sequence of four measures: a triplet of eighth notes, two eighth notes, a quarter note, and a half note. A wavy line is under the first measure of the bottom staff.

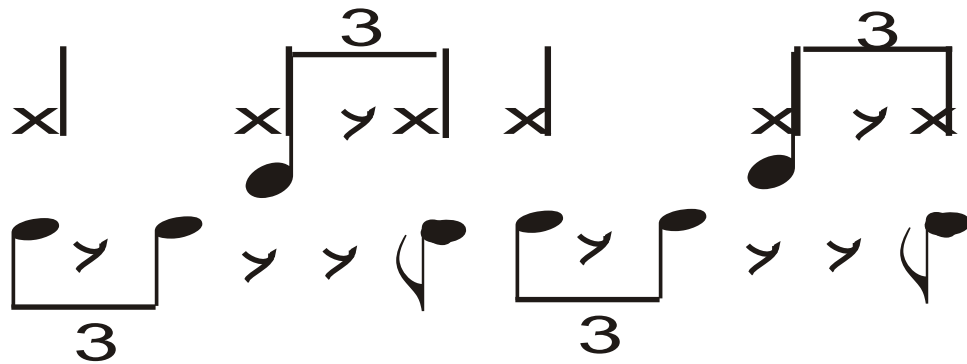
4)

Musical notation for exercise 4. The top staff shows a sequence of four measures: a single 'x', a triplet of 'x y x', a single 'x', and another single 'x'. The bottom staff shows a sequence of four measures: a triplet of eighth notes, a wavy line, a triplet of eighth notes, and a wavy line. A wavy line is under the first measure of the bottom staff.

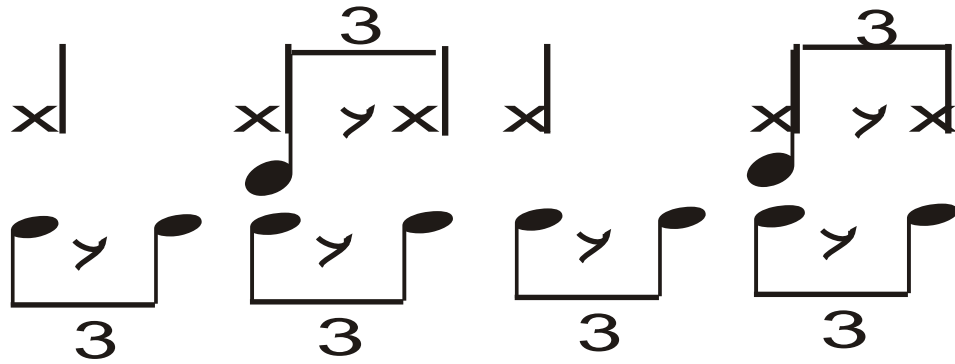
Swingin' B.D. 3

(hi hat on 2&4)

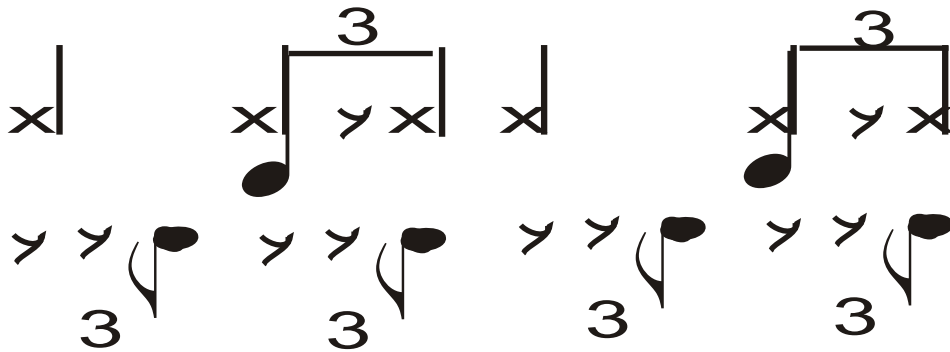
1)



2)



3)



4)

